

# 2012 Ohio Multi-Jurisdictional Task Force Report



Lisa Shoaf, Ph.D.

April 2013

Ohio Office of Criminal  
Justice Services

1970 West Broad St.  
Columbus, Ohio 43223



## Overview of Ohio's Multi-Jurisdictional Task Forces

The Office of Criminal Justice Services provides federal and state grant funds to Ohio's multi-jurisdictional task forces. Ohio's multi-jurisdictional task forces generally consist of representatives from local, state, and federal law enforcement agencies and prosecutors. They tend to target mid- to upper-level drug trafficking and organized criminal activity for which it would be difficult for any one jurisdiction to build a case. In this way, they are not duplicative of individual agencies, but are seen as a crucial addition to local law enforcement.

Funding for multi-jurisdictional task forces is available through OCJS from two primary resources—the federal Byrne Memorial Justice Assistance Grant (JAG) and the state Drug Law Enforcement Fund. Task forces could apply for both grants. In FY2011, 24 task forces received Byrne Justice Assistance Grants totaling just under \$2 million and 36 task forces received Drug Law Enforcement Fund grants totaling over \$4.9 million.

As a requirement of the JAG and Drug Law Enforcement Fund grants, task forces submitted two semi-annual performance reports highlighting their activities and accomplishments for calendar year 2012. This report documents the activities and accomplishments of 32 task forces during CY 2012. This report focuses on street (i.e., non-pharmaceutical) drug activity, pharmaceutical drug diversion, seizures and forfeitures, and other non-drug task force activities.

## Street Drug Activity

### New Cases

Thirty-two task forces worked a total of 8,600 new cases in 2012. A case is defined as having a significant potential for prosecution. For this report, cases are based on individuals, not charges.

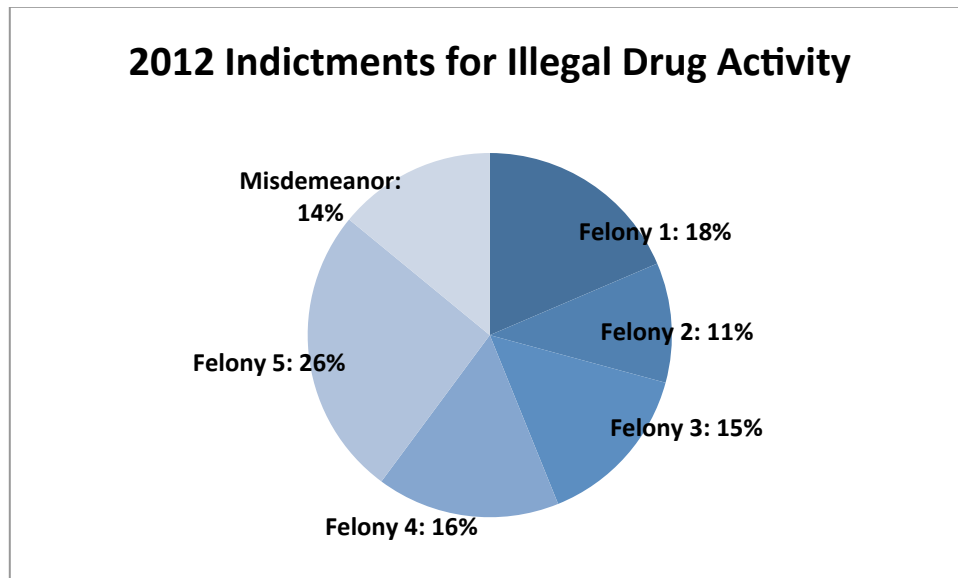
### Search Warrants

The task forces executed a total of 2,862 search warrants. This includes paper search warrants, paper warrants on cars, vehicle searches in which drugs are found, and property consent searches.

### Indictments

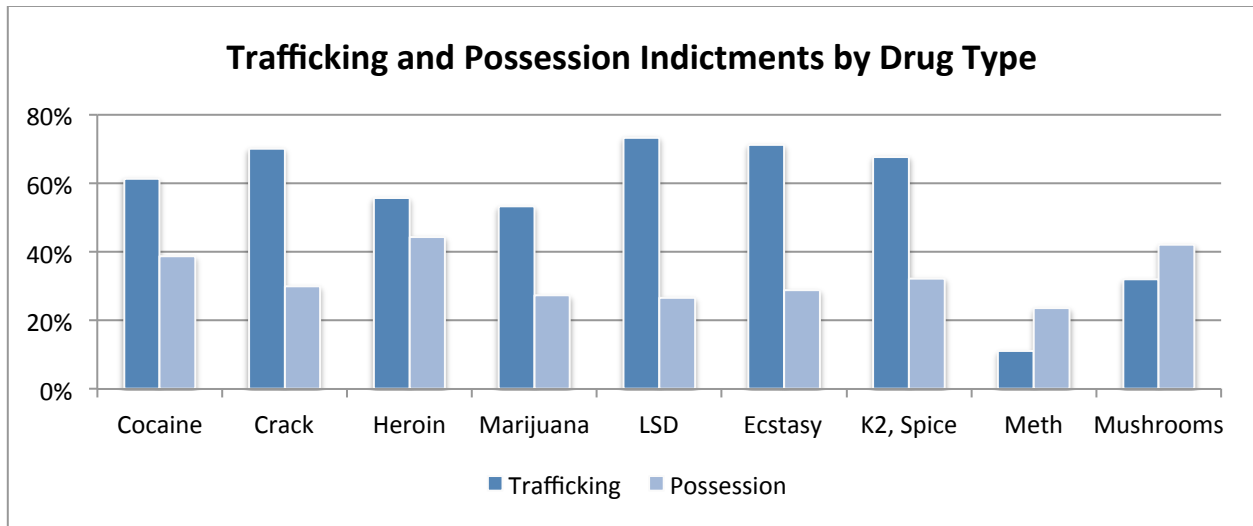
The task forces indicted 4,186 individuals. Of these, 3,878 were non-federal indictments and 308 were federal indictments.

Indictments were also reported by felony level. The following chart shows a breakdown of the highest felony level for which persons were indicted. Eighty-six percent of indictments were for felonies. Across all indictments, 44 percent were Felony 1, Felony 2, or Felony 3 indictments, suggesting that in general the task forces were focused on upper-level criminal activity.



Indictments were broken down by type of drug and type of drug crime (cultivation, manufacturing/chemical assembly, possession, trafficking). Lower-level charges are often part of building a case for more severe charges. Task forces were asked to report on all indictments, not just the highest charge. The majority of indictments were for trafficking (N=2,257), followed by possession (N=1,512). Manufacturing/chemical assembly accounted for approximately 10 percent of illegal drug indictments (N=459), but was specific primarily to methamphetamine. Likewise, cultivation (N=196) was solely tied to marijuana.

The following chart identifies the two main types of illegal drug indictments, trafficking and possession, by drug type. With the exception of methamphetamine and mushrooms, trafficking made up between 50 percent and 75 percent of indictments across the remaining drugs.



### Drugs Removed by Task Force

Task forces reported on the total amount of drugs they took off the streets in 2012. The following table shows that the greatest quantity of drug seized was marijuana (processed and plants). This was followed by cocaine. In addition, there were 437 meth labs dismantled during the year.

Street Drugs Removed		
	Amount	Median Price per Unit
Cocaine	384,090 grams	\$100.00/gram
Crack	5,710 grams	\$100/gram
Heroin	89,037 grams	\$130/gram
	1,360 UD	
Marijuana-processed	118,552 pounds	\$1,350/pound
Marijuana-plants	18,002 plants	\$1,000/plant
LSD	729 UD	\$9/UD
Ecstasy	1,606 UD	\$13.75/UD
	16.9 grams	
Methamphetamine	6,280 grams	\$100/gram
Psilocybin mushrooms	89,736 grams	\$28.71/gram
Bath salts	50,542 grams	\$33.77/gram
Synthetic hallucinogen (K2,spice)	144,069 grams	\$12.21/gram

## Pharmaceutical Diversion

Diversion is defined as any criminal act involving a prescription drug. Fourteen of the 32 task forces reported having a dedicated diversion unit or diversion officer(s) as of December 31, 2012. The median number of officers assigned full-time to a diversion unit was one.

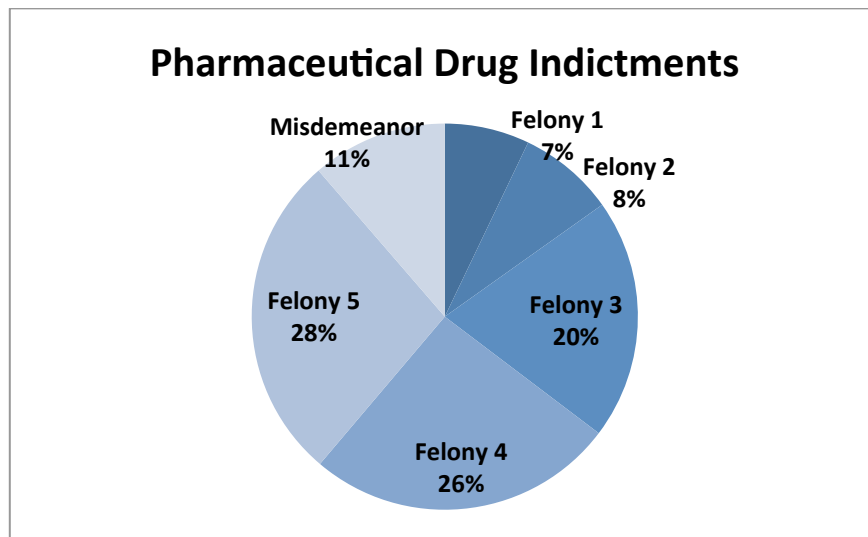
Across all task forces, only five task forces did not initiate at least one diversion investigation during the year. During 2012, 1,231 pharmaceutical cases were initiated. Unsurprisingly, task forces with a dedicated diversion unit/officer worked more pharmaceutical investigations than those without a dedicated unit/officer. The median number of cases for those with a dedicated diversion unit/officer was 28.5, whereas the median number of cases for those without a dedicated diversion unit/officer was 2.

## Investigations and Indictments

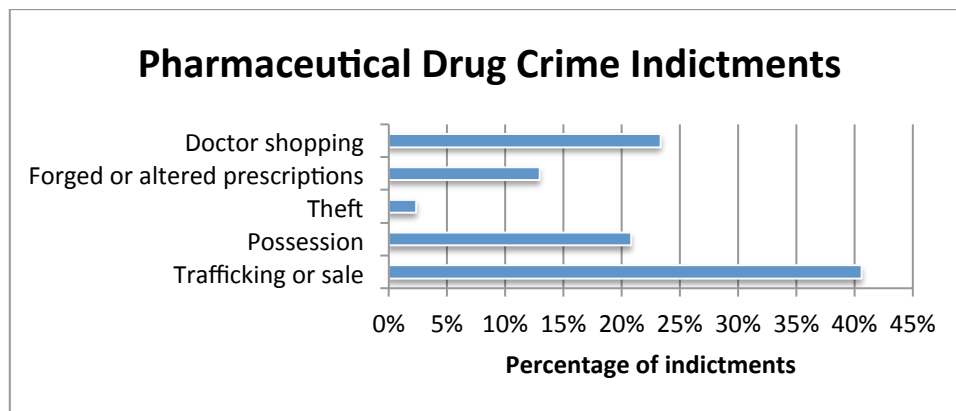
Task forces were asked to identify different types of health care professionals investigated and indicted. During 2012, there were 73 identified health care professionals investigated and 42 health care professionals indicted for pharmaceutical crimes.

Investigated and Indicted Health Care Professionals		
	Investigated	Indicted
Physicians	19	4
Pharmacists	6	9
Nurses	45	29
Dentists	3	0
Veterinarians	0	0

Task forces indicated indictments by felony level. Thirty-five percent were Felony 1, Felony 2, or Felony 3 indictments.



Individuals were indicted for a variety of crimes, including possession, trafficking or sale, theft, forged or altered prescriptions, and doctor shopping. All crimes (not just the most serious crime) in which the individual was indicted were reported. The majority of indictments were for the trafficking or sale of prescription drugs.



Looking at indictments by crime type and drug type, the data show that overall, Oxycodone-IR, Hydrocodone, and Oxycodone-ER were the three drugs for which there were the most indictments.<sup>1</sup>

Indictments by Crime Type and Drug Type					
	Trafficking	Possession	Theft	Forgery	Doctor Shop
Hydrocodone	68	32	10	44	90
Oxycodone-ER	60	58	4	8	10
Oxycodone-IR	194	63	5	43	89

### Drugs Removed

The following table identifies the most commonly reported drugs removed upon indictment. Task forces distinguished between drugs seized and diverted. *Diverted* reflects the amount of prescription drugs that have been identified as diverted dosage units during an investigation, but never seized. Dosage units are reported, with the number of task forces reporting the amounts seized and diverted in parentheses. oxycodone-IR, hydrocodone, oxycodone-ER, and alprazolam had the highest seizures as well as the highest number of task forces reporting seizures. The same four drugs were reported for the highest amount of drugs diverted.

Prescription Drugs Seized and/or Diverted		
	Amount seized	Amount diverted
Alprazolam (Xanax)	4,254 (24)	30,065 (14)
Amphetamine mixture (Adderall)	532 (14)	14,673 (9)
Buprenorphine (Subutex, Suboxone)	421 (17)	1,539 (6)

<sup>1</sup> This question was added to the performance report after the start of the calendar year; therefore, not all task forces reported data on indictments by crime type and drug type.

Butorphanol Tartrate (Stadol NS)	0	631 (1)
Carisoprodol (Soma)	301 (9)	2,387 (2)
Clonazepam (Klonopin)	752 (10)	5,501 (4)
Codeine (Tylenol #3, Tylenol #4, cough syrup)	183 (4)	2,003 (3)
Diazepam (Valium)	1,073 (13)	6,825 (8)
Fentanyl, fentanyl citrate (duragesic patches, Actiq, Fentora)	114 (7)	778 (7)
Hydrocodone (Vicodin, Lortab, Lorcet)	6,245 (25)	188,735 (18)
Hydromorphone (Dilaudid)	680 (11)	70 (2)
Lorazepam (Ativan)	610 (9)	3,251 (5)
Meperidine (Demerol)	4 (1)	39 (1)
Methadone (liquid/wafers/pills)	809 (13)	6,685 (7)
Methylphenidate (Ritalin)	414 (7)	2,924 (3)
Morphine (MS Contin, EMBEDA, Kadian)	835 (14)	1,481 (5)
Oxycodone—ER (Oxycontin)	4,421 (21)	59,644 (12)
Oxycodone—IR (Percocet, Percodan, Roxicet, Roxicodone)	8,041 (27)	134,607 (19)
Oxymorphone (Opana)	1,402 (11)	1,260 (3)
Pheneratamine (Adipex-P, Fastin, Ionamin)	167 (3)	1,676 (2)
Tramadol (Ultram, Ultracet)	615 (5)	16,570 (9)
Zolpidem Tartrate (Ambien)	699 (3)	6,323 (5)

In addition, drug task forces submitted information on other drugs they seized or diverted in their region. They include the following:

- Amitriptyline
- Amphetamine mixture
- Benzylpiperazine
- Clonazepam
- Depakote
- Dexmethylphenidate
- Diclofenac
- Dilaudid
- Divalproex
- Doxepin
- Doxycycline
- Flexeril
- Fluoxetine
- Meloxicam
- Naproxen
- Norco
- Neurontin
- Pregabalin
- Pseudoephedrine
- Risperdal
- Seroquel
- Sertraline
- Steroids
- Suboxone
- Temazepam
- Topiramate
- Tramadol
- Trazodone
- Triazolam
- Viagra
- Vyvanse
- Zolof

## ***Criminal Assets Seized and Forfeited***

The following table identifies the type, number, and value of criminal assets seized and forfeited by drug task forces in 2012. Asset seizure generally refers to the seizure of drug-related assets that have been used to facilitate drug trafficking or are derived from drug trafficking. The estimated value of all assets seized was over \$10.4 million. Asset forfeiture refers to those seized assets proven in court to have been used to facilitate drug trafficking or derived from drug trafficking and are thus forfeited to government entities. The estimated value of all assets forfeited was nearly \$5.3 million.

<b>Task Force Seizures and Forfeitures</b>				
	<b>Number seized</b>	<b>Amount seized</b>	<b>Number forfeited</b>	<b>Amount forfeited</b>
<b>Vehicles</b>	307	\$1,849,909	100	\$492,248
<b>Currency</b>	*	\$7,869,211	*	\$4,173,217
<b>Real estate</b>	6	\$226,300	10	\$443,827
<b>Electronics</b>	311	\$111,927	24	\$18,400
<b>Other</b>	204	\$347,625	34	\$158,292

\*Some task forces only reported the total amount of currency seized and forfeited.

## ***Other Task Force Activity***

### ***New Non-Drug Cases***

Ohio's multi-jurisdictional task forces engaged in 1,537 investigations in which the focus was something other than drug-related crime. Examples of non-drug cases that task forces have either initiated or assisted with include:

- Abduction/Kidnaping
- Arson
- Attorney misconduct
- Burglary/B&E
- Child abuse/endangering
- Child porn/internet crimes against children
- Copper theft
- Counterfeiting/forgery
- Disorderly conduct
- Domestic violence
- Engaging in corrupt activity
- Felonious assault/assault
- Fraud
- Gambling
- Gangs/militia groups
- Homicide/suspicious deaths
- Human trafficking
- Indecent exposure
- Intimidation of witness
- Liquor/tobacco violations
- Money laundering
- Prostitution
- Receiving stolen property
- Robbery
- Sex crimes
- Stolen checks
- Theft
- Weapons violations



### ***Firearms Confiscated***

A total of 1,608 firearms were confiscated by the task forces in 2012.

### ***Presentations and Trainings***

Twenty-eight of the 32 task forces reported providing presentations and/or trainings on drug-related issues. A total of 563 presentations were given to 21,196 attendees, an average of 37.6 attendees per presentation.